

# The Oregon Trail to Affordability



# Panel

- Mylia Christensen, Executive Director, Q Corp/HealthInsight Oregon
- Katie Dobler, Chief Operating Officer, The Portland Clinic; Executive Director, Portland Coordinated Care Association
- Dr. Robert Gluckman, Chief Medical Officer, Providence Health Plan
- Dr. John Santa, Director of Dissemination for OpenNotes, Beth Israel Deaconess Medical Center
- Dr. Amit Shah, Chief Medical Officer, CareOregon






# Leaving St. Louis



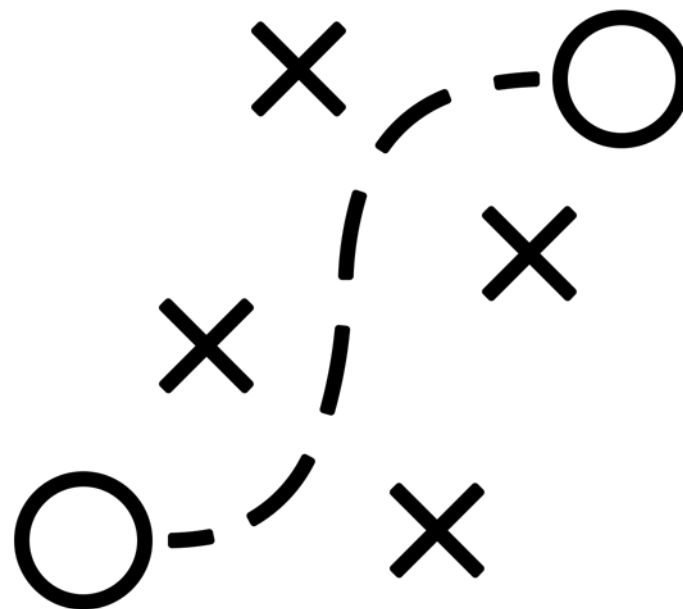
# Gathering Supplies

- Board support in 2012, and formed study group
- Created Cost of Care Steering Committee in July 2014
- Over 20 stakeholders representing:
  - Payers — Commercial and Medicaid
  - Providers — primary care, pediatrics, specialty care
  - Consumers
  - Health systems
  - Researchers



# Mapping the Route

- Laid out road map:
  - Private reporting to primary care clinics x2
  - Private reporting to participating payers
  - Public reporting





# **Crossing the Plains**



# Long Road

- Report template
  - What to display
  - How to display it
  - Too much color?
  - Readable?
  
- Keeping everyone on board
  - Finding common ground and consensus
  - Transparent about decisions

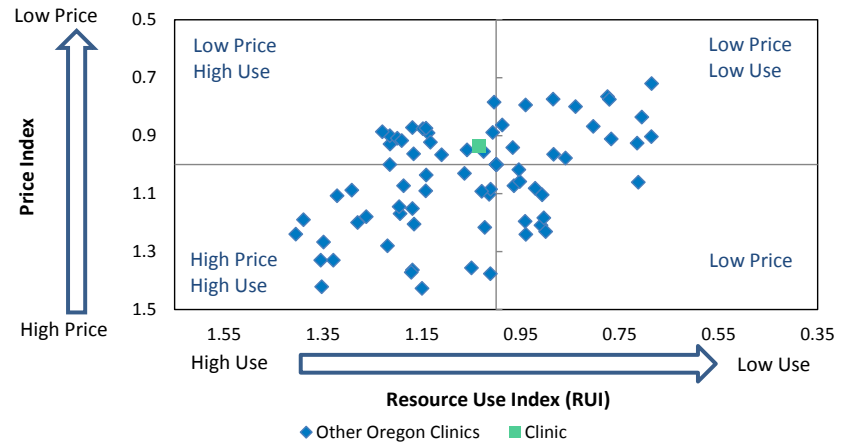
## Overall Summary by Service Category

	Clinic		OR Average			
	Raw PMPM	Adj PMPM	PMPM	TCI	Price Index	RUI
Inpatient Facility	\$74.38	\$80.84	\$81.66	0.99	0.91	1.09
Outpatient Facility	\$77.66	\$84.41	\$100.49	0.84	0.85	0.99
Professional *	\$118.19	\$128.47	\$122.35	1.05	1.00	1.05
Pharmacy	\$36.32	\$39.48	\$39.88	0.99	1.01	0.99
Overall	\$306.55	\$333.20	\$344.38	0.97	0.94	1.03

\* Professional includes all costs for professional services delivered in any setting: inpatient, outpatient, or in a clinic, lab, or imaging center. It also includes ancillary services (lab, radiology, DME, etc.) delivered outside of a hospital facility.

A TCI, Price Index or RUI value greater than 1.00 means the clinic's score is higher than the Oregon average score for the measure.

## Clinic Price vs. Resource Use Comparison






# Over the Rockies





# Reaching the Summit

- Release of first round of reports to primary care clinics:
  - 2013 Commercial data
  - Reports sent to 69 medical groups in Oregon
  - 123 adult reports
  - 44 pediatric reports
- Clinic results reflect knowledge of the landscape





# Fording the Snake River



# Treacherous Waters

- Providers concerned about getting on board
- Sharing data with payers was fraught
- Asked payers to use the initial reports for quality improvement efforts, not for contracting; all agreed





# **Circling the Wagons**



# Protecting the Work

- Transparency is key
- The more people that can access the same data, the better
- Public reporting a step to making data fully available
  - Will average 2 years of data and publicly report TCI, RUI, and Price Index by clinic in 2018.






# **Building a Homestead**



# Starts with a Foundation

- Built a successful program
- Listen to the locals and be humble
- Looking to the future:
  - How can this work be leveraged to make big change in Oregon? Nationally?
  - Data is only half the story; how to make the information actionable is the rest



# Sharing the Wisdom

- Expanding beyond Commercial to Medicare and Medicaid
- Supporting practices to make lasting change
- Enabling conversations about improving the affordability of health care in Oregon





# Reaching the Pacific

- Caught the attention of policymakers
- Using data to reduce the cost curve
- Where does the trail end?

